

MARIN'R

SHELTAIR

THE ULTIMATE MARITIME PROTECTION



TABLE OF CONTENT

- 04 | WHO WE ARE**
About Us, Our Vision, Our Experts
- 06 | OUR PROCESS**
Overview, Initial Request, 2D Design, 3D Design, Production
- 20 | OUR PRODUCT**
SHELTAIR®
- 28 | OUR TEAM**
Lets Connect

ABOUT US

Born from a collaborative process between experienced maritime experts and designers, SHELTAIR® is a future-proof product which not only elevates the appearance of your boat, but also optimizes the safety and comfort of its occupants. We have taken this as a company mission; to continuously inspire the maritime industry with elegant, functional protection that aligns with the wishes of the contemporary boat industry.

OUR VISION

At MARIN'R we believe in a future where maritime protections are as thoughtfully designed as the boat itself. Our flagship product SHELTAIR® is the first step we have taken in realising this future. With SHELTAIR® we offer an innovative and airborne product that is a lightweight alternative to what you can find on the current market. Our vision for SHELTAIR® is to become the new standard for luxury maritime protection, where style and safety comes together.

OUR EXPERTS



TOM SCHOT

Decades of experience as a sailmaker and CEO of MARIN'R, Tom brings unparalleled knowledge and craftsmanship to every project.



RUI DE OLIVEIRA

Creative force bringing fresh perspectives and innovative ideas, Rui ensures that every MARIN'R product is both functionally and aesthetically captivating.



WILCO SPRUIJT

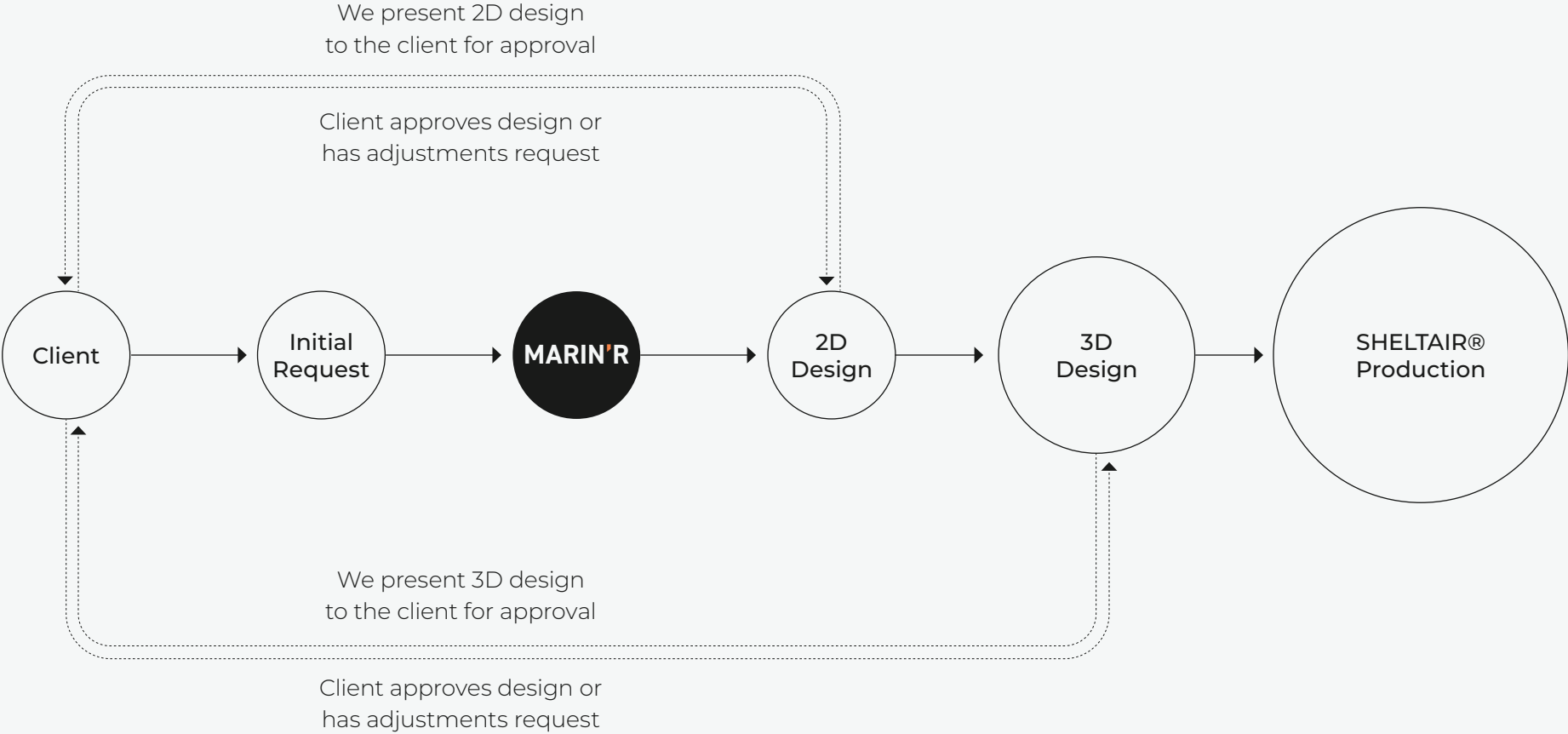
Parametric specialist who harnesses the power of advanced technology, Wilco creates customizable solutions that seamlessly adapt to each client.

PROCESS OVERVIEW

Our process is done in several steps, as shown here to the right. We guide you with our expertise from the moment you contact us with your initial idea or request. We then advise you on what is possible or not, as well as bring in some new ideas that you may have not considered before. This is presented to you as a 2D presentation with sketches, side views etc.

Once you are pleased with these 2D sketches, we then continue to 3D and share some more images with you. With your approval, we continue to production, unfolding the 3D surfaces in 2D parts, to reassemble into the 3D shapes that will become your SHELTAIR® for your boat or yacht.

This is a process for a first time order, only production is needed if you re-order the same SHELTAIR®.



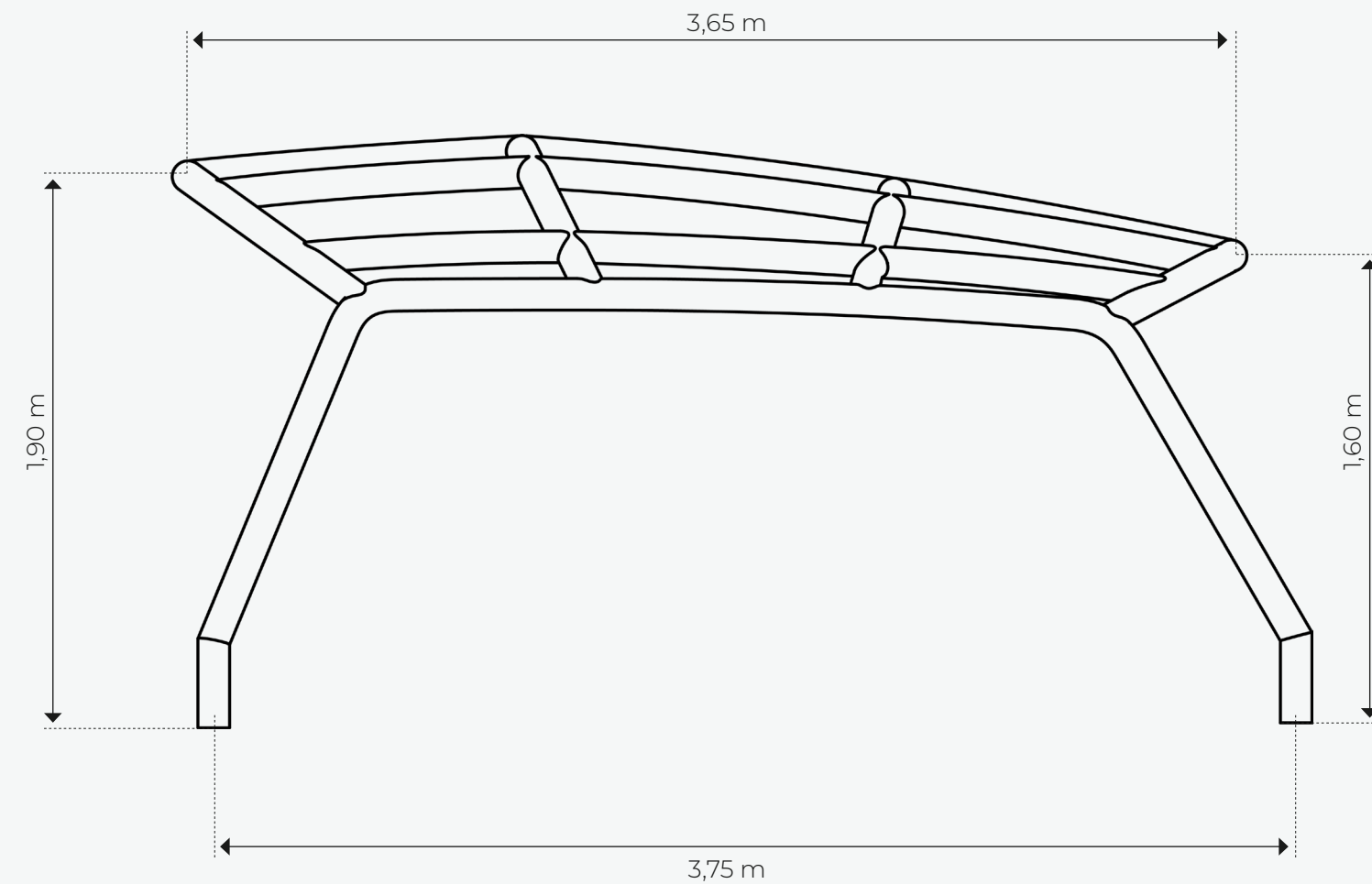


INITIAL REQUEST

An initial request can be something as simple as *“wanting some easy protection from the sun for my boat or yacht”*.

But of course, knowing some basic information about your boat type and how you use it will help us go a long way. We will collect this additional information from you once you’ve initiated the request process.

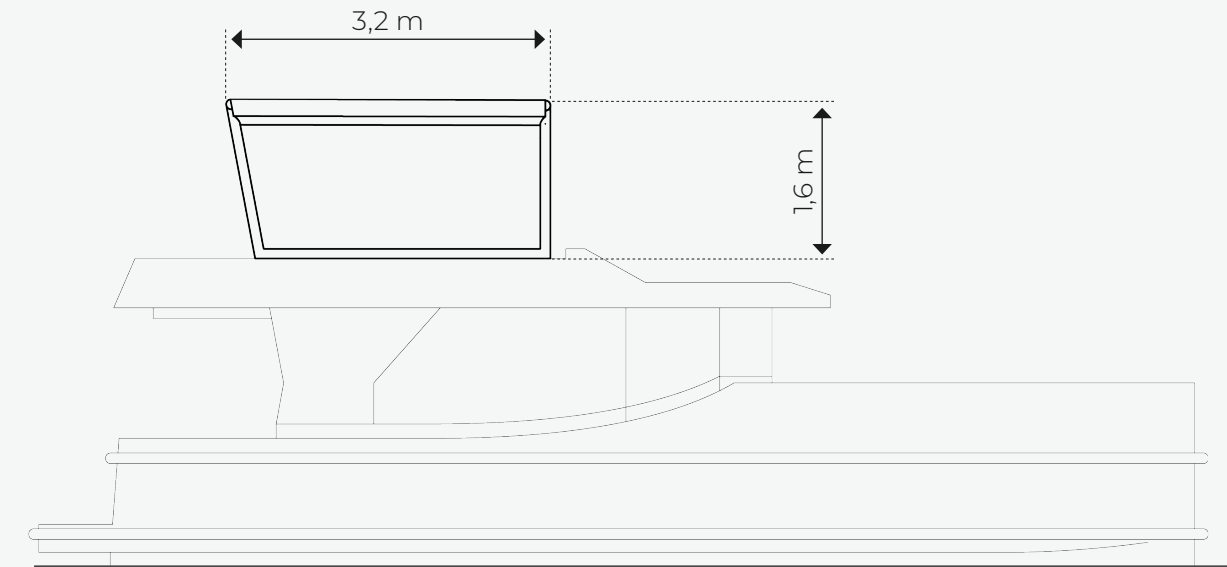
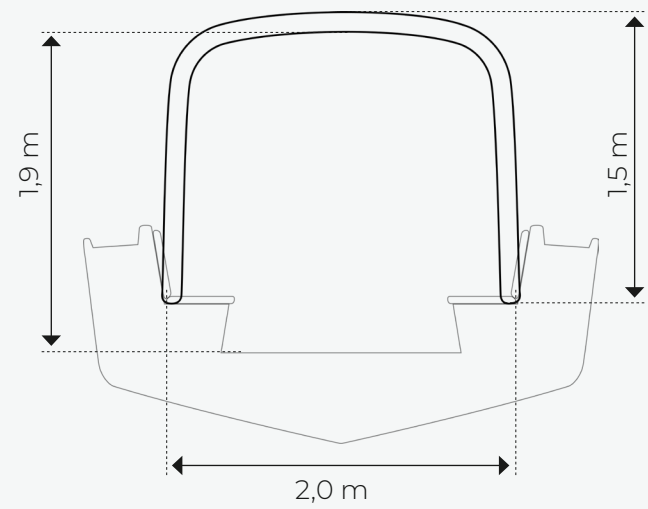
An intial request can be done through our website contact form, by sending an email, or by giving us a call. We will take it from there and begin to brainstorm with you to ensure that your SHELTAIR® exceeds your expectations.



2D DESIGN

With the information gathered from you, we initiate the 2D design phase. Our 2D design process varies and is dependant on the needs of a client. Some people are looking for illustration to see how SHELTAIR® will look on their boat or yacht, while others are looking for more technical drawings to see measurements and specific views. The more complex the SHELTAIR model, the more drawings we will need to show all the details and angles necessary.

In the next pages you will find a collection of 2D designs, both illustrative and technical to give you an overall impression of how the design is executed during this phase of the process.

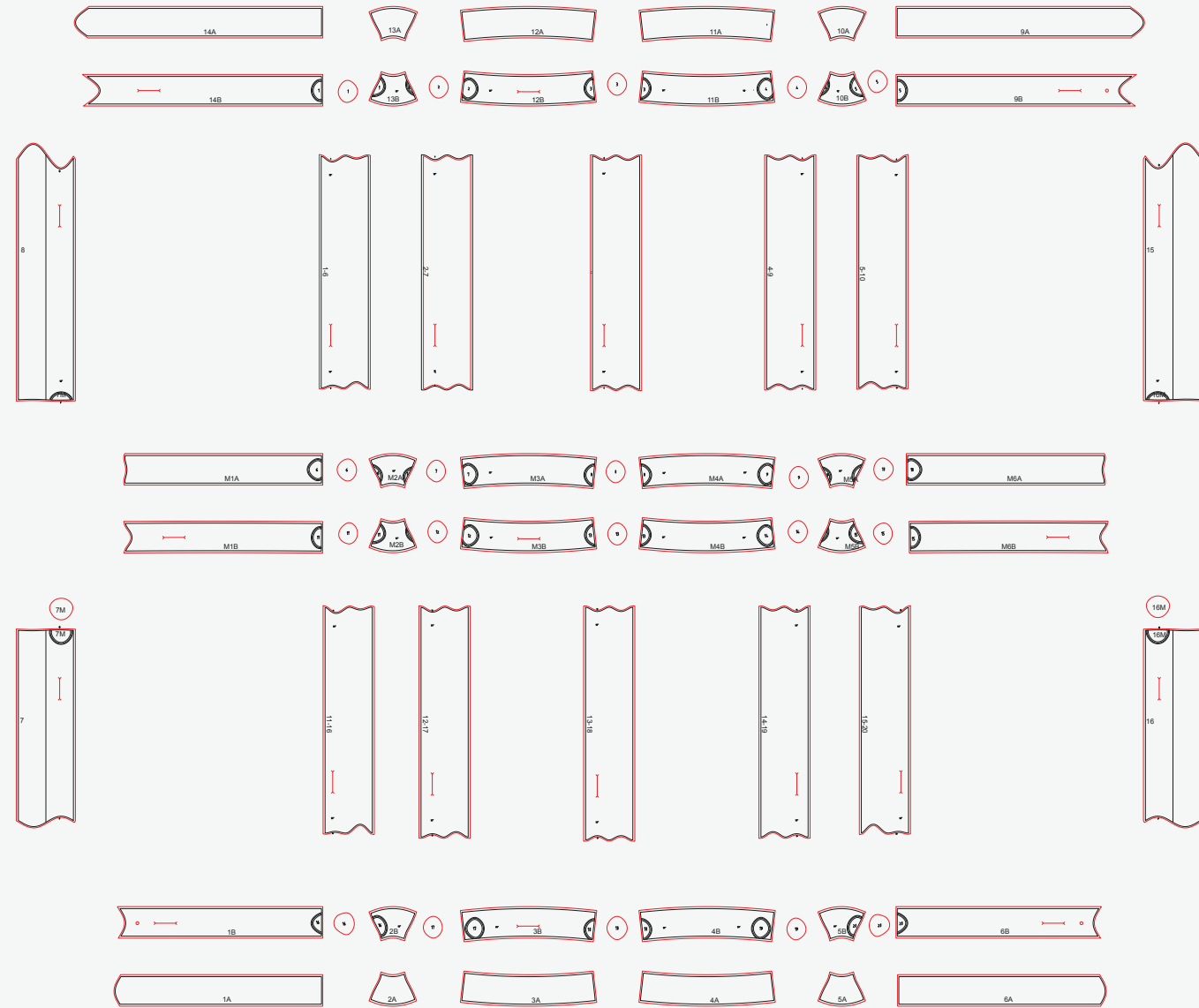


3D DESIGN

After the 2D materials are reviewed and approved, we then move on to 3D design. This part of the process always adheres to the same level of fidelity, as this is one step that we cannot skip due to its importance for production.

With our 3D design process, it is also possible to include a 3D model of the boat or yacht that your new SHELTAIR® will become a part of. By doing this we are able to follow the design of your boat or yacht more closely. If a 3D model is not available, we would work with 2D images of your boat or yacht to gather important points or measurements.



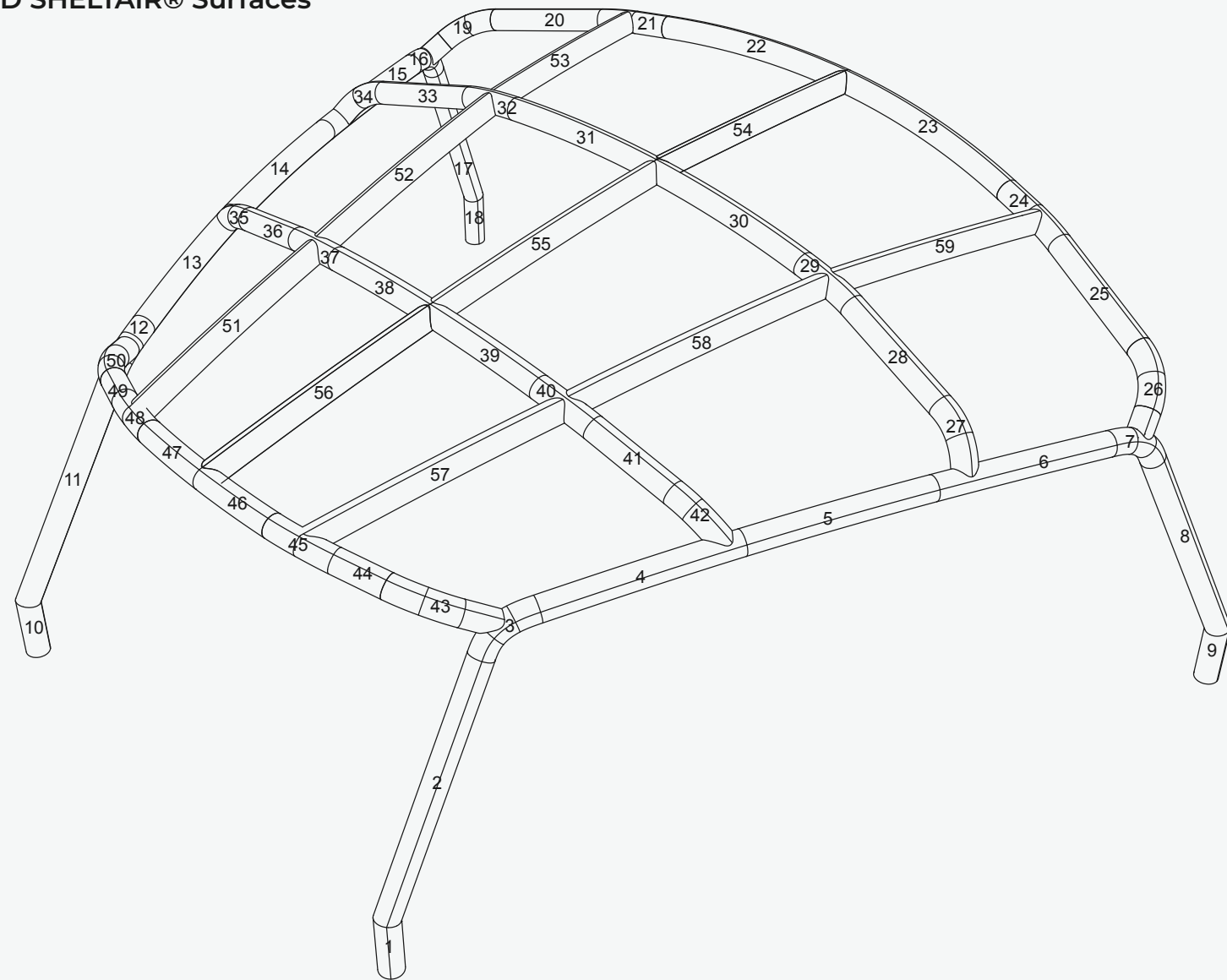


PRODUCTION

We start the production by taking the 3D design surfaces, dissecting them, and flattening them into individual parts. These small parts are then cut and sewn back together to create our final SHELTAIR® model.

Our expertise in translating digital 3D design into digital 2D pattern, ensure that the assembly process goes as smooth as possible for our partners. Our tailored process works seamlessly together as we elevate and innovate to make the complex production of SHELTAIR® feasible.

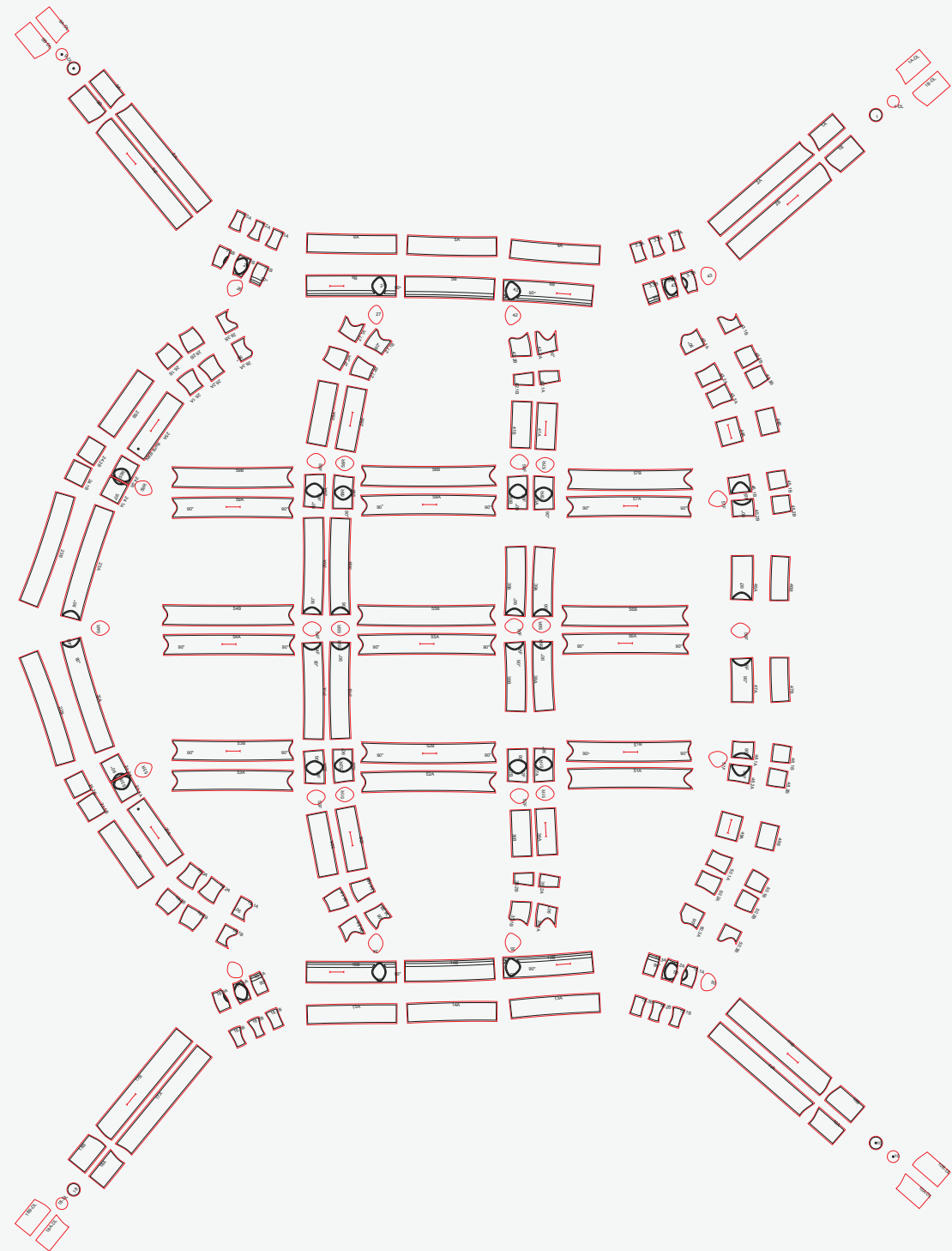
3D SHELTAIR® Surfaces



2D SHELTAIR® Flatten



Created in a way that we
can go from digital 3D to
2D, and then put it back
together in physical 3D



SHELTAIR®

Our completed projects vary in size, boat type, complexity and usecase, as you will see in the upcoming examples. We have produced several tailored models of SHELTAIR® and would like to showcase some boat owners who have enjoyed summer like never before.





SHELTAIR® X MENKEN - This SHELTAIR® is designed with comfort in mind. This model covers the entire main sitting area (including the captain) and it gives the owner the ease of fast deployment and removal of SHELTAIR® based on their desire. When the sun is too strong, fast cover can be created with this SHELTAIR®.

SHELTAIR® X SAFFIER - This SHELTAIR® is designed to optimize comfort. This model covers the sitting area and gives the guests on the boat a comfortable cover from the sun, without leaving any damage to the boat or the low hanging sail. The sun bathing area is left exposed for full sun enjoyment.





SHELTAIR® X TIDEMAN - This SHELTAIR® is designed for maximum protection and high speed usability. This model covers the entire sitting area (including captain). Cover is removeable in sections, creating different use scenarios. With this SHELTAIR®, TIDEMAN was able to hit a speed of 50 knots without any stress on the SHELTAIR®.

LETS CONNECT

The projects we have shared with you are just a few examples of what we have already worked on, and we are looking forward to sharing some more exciting SHELTAIR® projects with you soon.

We are excited to continue connecting with more boat or yacht builders, who want to join us in innovating and propelling the maritime protection segment with us. SHELTAIR® still has many uncharted possibilities and we are eager to explore those with you.


Are you curious about how SHELTAIR® can protect your boat or yacht, enhance comfort, and provide a safer experience? Our team is ready to offer expert advice and bring your tailored vision to life.

OUR CONTACT INFO

Phone | +31 35 204 0013
Email | sales@marinr.nl
Website | www.marinr.nl

Address | Zuiderloswal 11
1216 CJ Hilversum
The Netherlands

OUR WEBSITE



OUR SOCIALS



@marin'r



@marinr_sheltair

MARIN'R | SHELTAIR